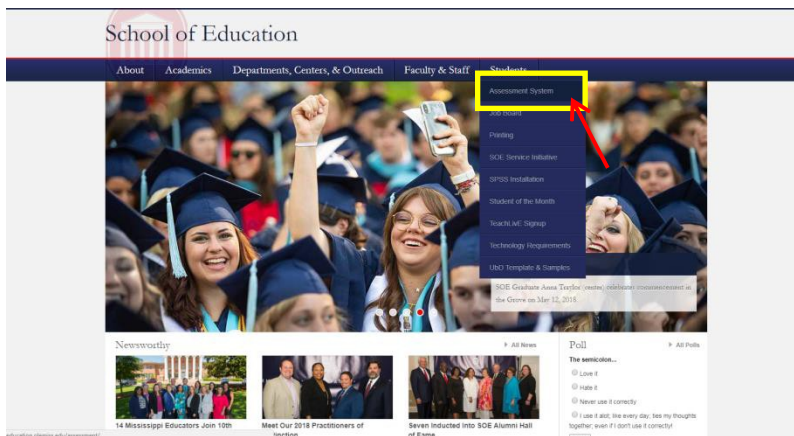


Submitting the Graduate Field Experience Log

All candidates enrolled in any Teacher Education graduate program (with the exception of the Ph.D. in Special Education and MAT) will need to submit their Field Experience Log Sheet in the School of Education's Assessment System. In addition to submitting the Field Experience Log with supporting materials to your advisor, submitting the Field Experience Log Sheet in the Assessment System is a requirement for the degree program. Artifacts and other additional materials will not be submitted in the Assessment System.

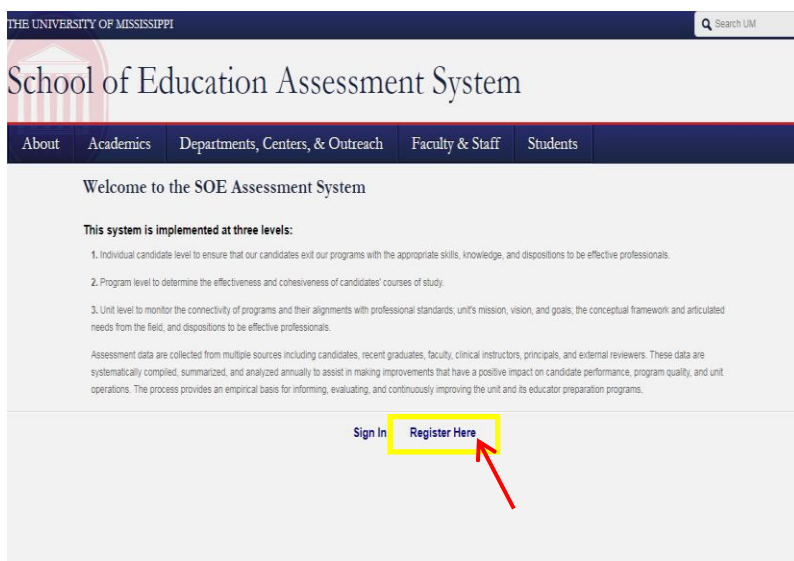
Follow the steps below to successfully submit the Graduate Field Experience Log Sheet in the Assessment System:



Access the SOE Assessment System.

<http://education.olemiss.edu/assessment/home.php>

You can also access the Assessment System from the "Student" tab on the School of Education home page.



First time users will need to register in the system. Click, "Register Here" on the homepage to register in the system.

Candidates that were previously enrolled in an undergraduate Teacher Education program will be able to access the system using their account used during an undergraduate program. These candidates will click, "Sign In" and log in with their credentials.

Register your assessment system account.

Already registered? [Click here to login.](#)

Title:

Enter the following information as it would appear on your driver's license.

First Name:

Middle Name:

Last Name:

Enter the following information as it would appear on your university ID card, if applicable.

Faculty ID:

Student ID:

The following information will be your login credentials.

Email Address:

Passwords must be between 6 to 20 characters.

Password:

Confirm Password:

Register using your legal name, Student ID number, and University of Mississippi email address. We use legal names to ensure there are no duplicates in the system.

Choose your own password. You can reset it by clicking "Forgot Password" on the Login page.

Click "Register" once you have filled in all the information.

You have successfully registered your account.

Thank you for registering. A confirmation email has been sent to your address. Please click on the link in that email in order to activate your account. Once you have clicked on the link and logged in, your account will be activated.

[Click Here To Sign In](#)

About	Academics	Departments, Centers, & Outreach	Faculty & Staff	Students
-----------------------	---------------------------	--	-------------------------------------	--------------------------

Your account is now active. You may log in [here](#).

Once you have successfully registered, the page (left) will appear asking for you to activate your account. You will receive an email at the email address provided in the form to confirm your account.

Click the hyperlink in the email to activate your account. The hyperlink will direct you to a page with the message "Your account is now active."

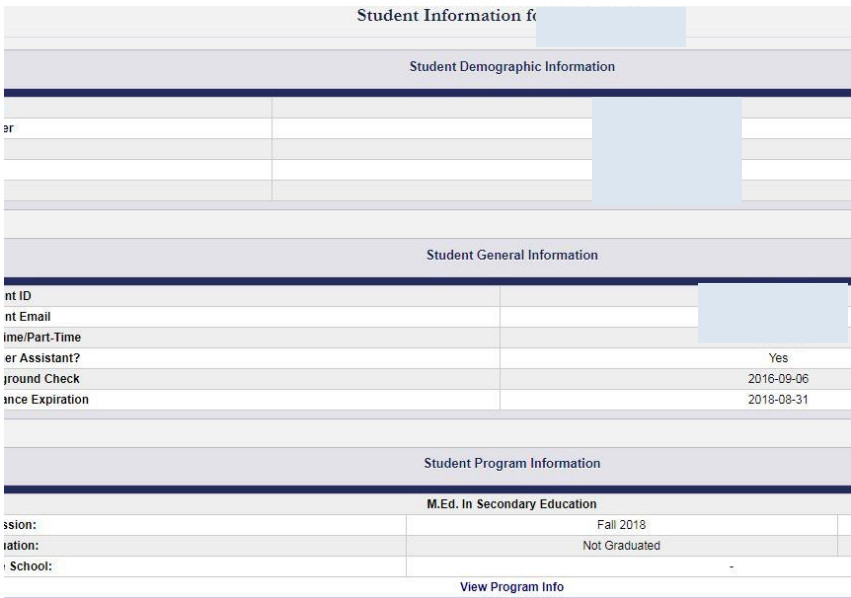
After your account has been activated, the link in the email no longer works. You should go to <http://education.olemiss.edu/assessment> from this point to login to the assessment system. You may also access the system from the SOE home page <http://education.olemiss.edu>



To submit the Field Experience Log after logging into the Assessment System, click the blue rectangle icon to open the navigation menu.

First, click “Personal” in the navigation menu.

Next, click “View Overview” from the drop-down menu.



The “Student Information Overview Page” will open.

Scroll down the Overview page to the heading “Submit Assessment Instrument.” Click the yellow button “Submit Assessment Instruments.”



The “Submit Assessment Instruments” page will open.

In the “Standard Instruments” box the Graduate Field Experience Log will be listed. Click submit on the right side of the box.

Then, a “Submissions” box will appear. Any previous submissions will be listed here.

Click the yellow “Submit New Instrument Submission” box.



Graduate Field Experience Log

Evaluation By: Gabrielle Vogt (Secondary Ed. Undergraduate Student)
Evaluation For: Gabrielle Vogt (10495722) - Secondary Ed. Undergraduate Student

Instructions

Please fill this out accordingly

Field Experience Log

Required Experience for all Programs

Score Ranges from 0 to 20
Hours Range: 0 - 20

1. Visit a School

1. Visit a School (Diverse Setting)

If applicable: Visit School Diverse Setting Comments

1. Visit a School Completion Date

2. Observe/Evaluate an NBPTS Teacher

2. Observe/Evaluate an NBPTS Teacher (Diverse Setting)

If applicable: Observe/Evaluate an NBPTS Teacher Diverse Setting Comments

2. Observe/Evaluate an NBPTS Teacher Completion Date

Score Ranges from 0 to 20
Hours Range: 0 - 20

3. Observe/Evaluate a Teacher Candidate

3. Observe/Evaluate a Teacher Candidate (Diverse Setting)

If applicable: Observe/Evaluate a Teacher Candidate Diverse Setting Comments

The “Graduate Field Experience Log” instrument will open. Each item that is listed on the Field Experience Log Sheet can be found in the instrument.

The first item is “Visit a School.” If you completed this field experience, type the number of field experience hours you earned during the time you were enrolled in the program.

Then, select whether or not the school visit was in a diverse setting.

Next, in the comments box, type the name of the school you visited.

Then, type in the date in which the field experience item was completed.

Continue to do this, for any items on the field experience log that you have completed.

Items can be entered all at once or periodically throughout the course of the program.

Other

Other Description


Score Ranges from 0 to 20
Hours Range: 0 - 20

Other Hours

Other Comments

Other Completion Date

Save Changes



The last item on the instrument is labeled “Other.” Please enter any Field Experience information that does not apply to items 1-15 here.

After filling out the instrument, scroll down to the bottom of the page and click the yellow “Save Changes” button to save and submit the instrument.

The instrument will not be saved or submitted unless you click on the “Save Changes” button.

Email assess@olemiss.edu with any questions about the Assessment System or submitting the Graduate Field Experience Log.